



Colorado Clinical and Translational
Sciences Institute (CCTSI)

UNIVERSITY OF COLORADO DENVER | ANSCHUTZ MEDICAL CAMPUS

PreR Participant Outcomes

Sept 2010-Sept 2023

Grants: 282 grants were reviewed by PreR from Sept 2010 to Sept 2023; of these, **266** were submitted and/or resubmitted to NIH and have confirmed outcomes (excluding grants with pending awards).

People: 202 individual investigators participated in mock study sessions from Sept 2010 to Sept 2023.

Grants Status

194 New submissions to NIH

27%

52 Grants were funded (verified by NIH Reporter)

72 Re-submissions to NIH

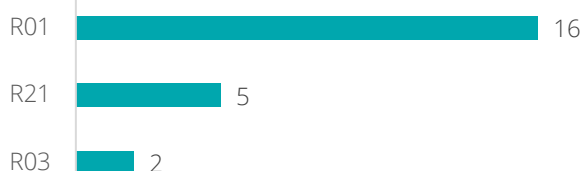
32%

23 Grants were funded (verified by NIH Reporter)

Funded Mechanisms (New Submissions)

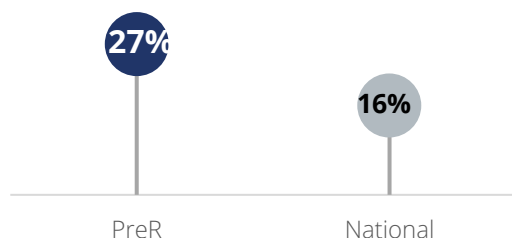


Funded Mechanisms (Resubmissions)

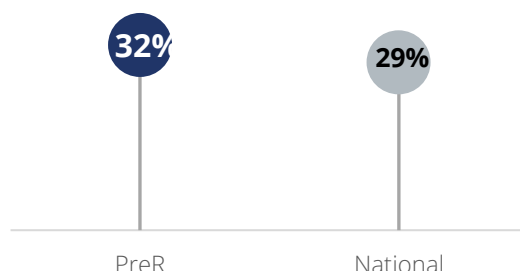


Success Rate

The **PreR success rate is eleven percentage points higher** than the national rate for new NIH submissions.



The **PreR success rate is higher** than the national rate for NIH resubmissions.



The national success rates shown above include only the new R01, R03, and R21 submissions from 2014-2023. <https://report.nih.gov/funding/nih-budget-and-spending-data-past-fiscal-years/success-rates> (accessed 10/29/2024)

Amount

~\$140.4 M

(includes new NIH grants and resubmissions)

Non-NIH grants

20 grants reviewed by PreR were submitted to other federal and non-federal funding agencies. 6 were funded (total amount ~\$ 5.1 M, not verified by NIH Reporter).

The dollar amount was the estimated total over duration of grants which were verified by NIH Reporter. Some grants were submitted to NIH as well as other agencies. If funded, the amount is only counted once. Not all non-NIH grants have verifiable funded amounts; therefore, the total dollar amount is actually higher than what is listed.

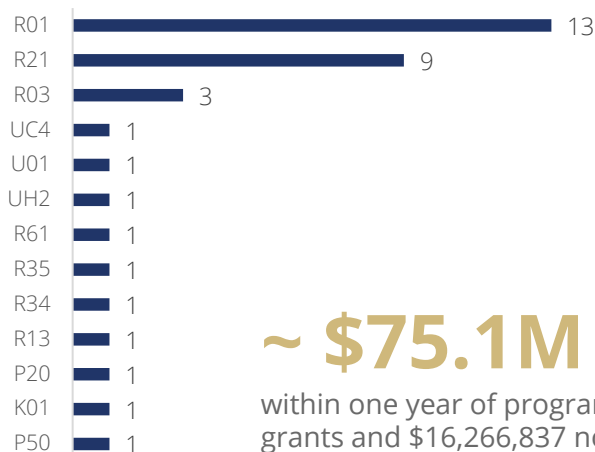


195 additional grants were submitted within 1 year of PreR participation, but **NOT reviewed by mock study section** (new grants and resubmissions included).

40% Funded by NIH

87 of those grants were submitted to **NIH**;
35 of those grants were **funded** (verified by NIH reporter):

Funded Mechanism



56% Funded by Non-NIH

108 grants were submitted to **Non-NIH**;
61 were **funded**:

Agency	Submitted	Funded
Foundation	34	21
Institution/University	13	10
Other, federal	9	4
Other, not reported	52	26
Total	108	61

~ \$75.1M estimated total of the additional grants submitted within one year of program participation (includes \$58,828,591 NIH confirmed grants and \$16,266,837 not confirmed by NIH Reporter [not NIH grants]).



Demographics

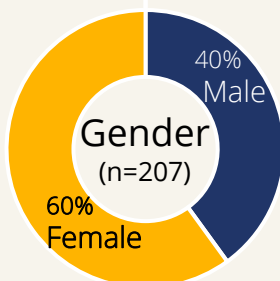
(Cohorts 2010 - Sep 2023)

94 scholars
with demographic
information

21%

20 individuals
identified as an
underrepresented
minority

Underrepresented minorities include individuals who identify as an unrepresented race or ethnicity (excluding White and Asian) or coming from a disadvantaged background including first generation college student, low-income family, or challenging environment (rural or inner-city). The Evaluation Center started to collect comprehensive demographic information beginning in 2017.



To what extent has the PreR review process helped you ...

(Cohorts Jan 2019 - Sept 2024, $n=128$)

