



Colorado Clinical and Translational
Sciences Institute (CCTSI)

UNIVERSITY OF COLORADO DENVER | ANSCHUTZ MEDICAL CAMPUS

PreR Participant Outcomes

Sept 2010-Sept 2024

Grants: 311 grants were reviewed by PreR from Sept 2010 to Sept 2024; of these, **294** were submitted and/or resubmitted to NIH and have confirmed outcomes (excluding grants with pending awards).

People: 229 individual investigators participated in mock study sessions from Sept 2010 to Sept 2024.

Grants Status

216 New
submissions
to NIH

27%

59 Grants were
funded
(verified by NIH
Reporter)

Funded Mechanisms (New Submissions)

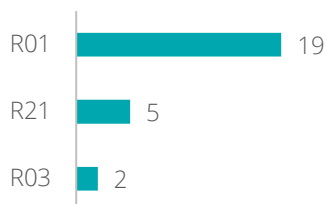


78 Re-
submissions
to NIH

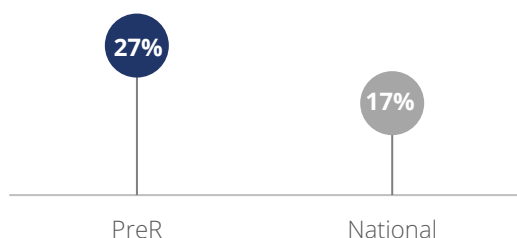
33%

26 Grants were
funded
(verified by NIH
Reporter)

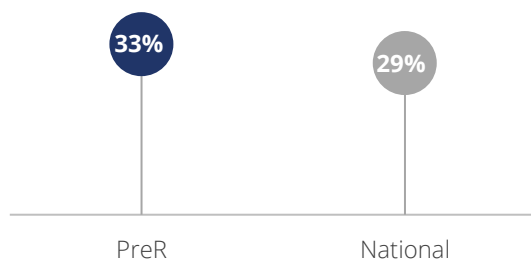
Funded Mechanisms (Resubmissions)



The **PreR success rate is ten points higher** than the national rate for new NIH submissions.



The **PreR success rate is higher** than the national rate for NIH resubmissions.



The national success rates shown above include only the new R01, R03, and R21 submissions from 2015-2024. <https://report.nih.gov/funding/nih-budget-and-spending-data-past-fiscal-years/success-rates> (accessed 11/4/2025)

Amount

~\$158.2 M

(includes new NIH grants and resubmissions)

**Non-NIH
grants**

20 grants reviewed by PreR were submitted to other federal and non-federal funding agencies. 6 were funded (total amount ~\$ 5.1 M, not verified by NIH Reporter).

The dollar amount was the estimated total over duration of grants which were verified by NIH Reporter. Some grants were submitted to NIH as well as other agencies. If funded, the amount is only counted once. Not all non-NIH grants have verifiable funded amounts; therefore, the total dollar amount is actually higher than what is listed.

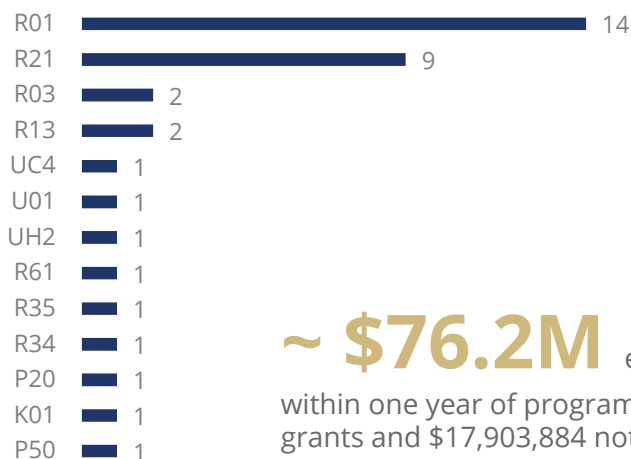


202 additional grants were submitted within 1 year of PreR participation, but **NOT reviewed by mock study section** (new grants and resubmissions included).

40% Funded by NIH

88 of those grants were submitted to **NIH**;
36 of those grants were **funded** (verified by NIH reporter):

Funded Mechanism



58% Funded by Non-NIH

114 grants were submitted to **Non-NIH**;
66 were **funded**:

| Agency | Submitted | Funded |
|------------------------|------------|-----------|
| Foundation | 41 | 26 |
| Institution/University | 13 | 10 |
| Other, federal | 9 | 4 |
| Other, not reported | 51 | 26 |
| Total | 114 | 66 |

~ \$76.2M estimated total of the additional grants submitted within one year of program participation (includes \$58,345,931 NIH confirmed grants and \$17,903,884 not confirmed by NIH Reporter [not NIH grants]).



Demographics

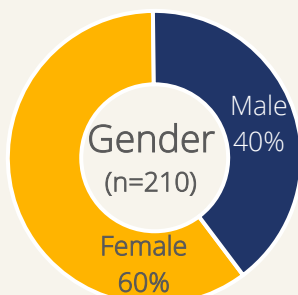
(Cohorts 2010 - Sep 2024)

96 scholars with demographic information

23%

22 individuals identified as an underrepresented minority

Underrepresented minorities include individuals who identify as an unrepresented race or ethnicity (excluding White and Asian) or coming from a disadvantaged background including first generation college student, low-income family, or challenging environment (rural or inner-city). The Evaluation Center started to collect comprehensive demographic information beginning in 2017.



To what extent has the PreR review process helped you ...

(Cohorts Jan 2020 - Sept 2025, *n*=128)

